


Select TX

LED Channel Letter

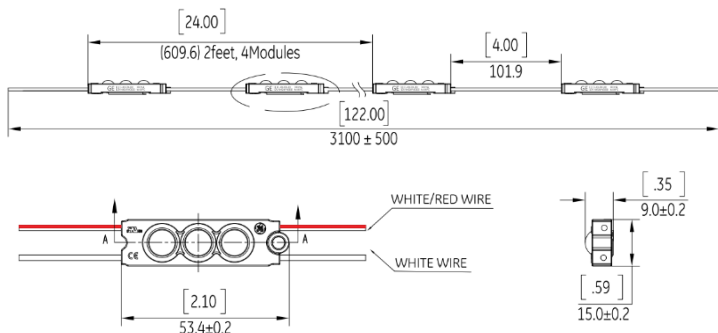
Technical Specifications



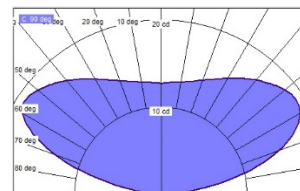
SKU	93047908	93047909
Description	1111-WH-5S-H1	1111-RD-05-3
	Select TX	Select TX
Color Temperature (Wavelength)	6500K	625nm
Typical Brightness (lumens/module)	82.5	11
Typical Brightness (lumens/ft.)	165	22
LEDs/Module	3	3
Modules/Foot	2	2
System Voltage (V)	12	12
Power Supply Loading	36 ft (72 modules) (60W)	81 ft (162 modules) (60W)
Viewing Angle	150	150
LED Strip Operating Environment	-40 °C to +60 °C	-40 °C to +60 °C
Drive Current (mA/module)	63	28
Strip Energy Consumption (W/module)	0.76	0.34
System Energy Consumption (W/module)	0.89	0.40
Dimensions (h x l x w) inches- module	0.35 x 2.1 x 0.59	0.35 x 2.1 x 0.59
Dimensions (h x l x w) mm- module	9 x 53.4 x 15	9 x 53.4 x 15
Quantity per package (Strips/box)	2	2
Modules/Strip	200	200

Specification Item	Specification										
Cutting Resolution	Cut on wire between every module										
Power Supply Voltage	12 VDC.										
Power Supply part number	1111PS-60										
Maximum Supply Wire Limits	<table border="1"> <thead> <tr> <th></th> <th>18 AWG/0.82 mm² Supply Wire</th> <th>16 AWG/1.31 mm² Supply Wire</th> <th>14 AWG/2.08 mm² Supply Wire</th> <th>12 AWG/3.31 mm² Supply Wire</th> </tr> </thead> <tbody> <tr> <td>60W Power Supply</td> <td>20 ft./6.1 m</td> <td>25 ft./7.6 m</td> <td>35 ft./10.6 m</td> <td>40 ft./12.1 m</td> </tr> </tbody> </table>		18 AWG/0.82 mm ² Supply Wire	16 AWG/1.31 mm ² Supply Wire	14 AWG/2.08 mm ² Supply Wire	12 AWG/3.31 mm ² Supply Wire	60W Power Supply	20 ft./6.1 m	25 ft./7.6 m	35 ft./10.6 m	40 ft./12.1 m
	18 AWG/0.82 mm ² Supply Wire	16 AWG/1.31 mm ² Supply Wire	14 AWG/2.08 mm ² Supply Wire	12 AWG/3.31 mm ² Supply Wire							
60W Power Supply	20 ft./6.1 m	25 ft./7.6 m	35 ft./10.6 m	40 ft./12.1 m							
Operating Environment	-40 °C to +60 °C										
Warranty	GE offers a limited system warranty of up to five (5) years										
System Certifications	UL Recognized (C-US) #E219167, UL Classified (C-US) #E229508, CE, ROHS, IP66 rated: for dry or damp location.										

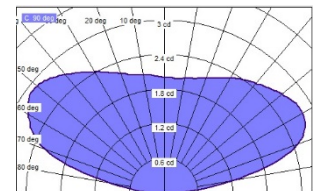
Mechanical Outline Dimensions in (inches). Metric equivalent mm.



Viewing Angle



SKU: 93047908



SKU: 93047909